



# DIVINE SPECTRUM

**JULY-SEPTEMBER 2025**



## **MDPS TIMES**

**SCHOOL'S OFFICIAL  
NEWSLETTER  
GRADE - NURSERY C**

MOTHER DIVINE PUBLIC SCHOOL

G-31, SECTOR-3, ROHINI, DELHI-110085 | 7835000386, 7835000387

EMAIL : [INFO@MOTHERDIVINESCHOOL.COM](mailto:INFO@MOTHERDIVINESCHOOL.COM) | WEBSITE : [WWW.MOTHERDIVINESCHOOL.COM](http://WWW.MOTHERDIVINESCHOOL.COM)



# ARTICLE BY JUNIOR PROGRAMME HEAD



**By Ms. Aastha Bhola,  
Head of Junior Programme MDPS  
"Growing Minds, Not Just Grades"**

At Mother Divine Public School, our approach to early childhood and primary education is aligned with the principles of the National Curriculum Framework (NCF). The NCF emphasizes that learning should not be limited to rote memorization, but should focus on experiential learning, creativity, and holistic growth.

## **1. No Rote Learning – More Exploration**

Children learn best when they connect knowledge with real-life experiences. Instead of memorizing facts, they are encouraged to explore, question, and discover concepts through activities, stories, and hands-on tasks

## **2. Skill Development Beyond Academics**

Education today goes beyond textbooks. Skills such as problem-solving, teamwork, communication, and empathy are nurtured through projects, role-plays, art, music, and collaborative tasks. Activities like the Student-Led Parent Conference (SLPC) empower children to take ownership of their learning and confidently showcase their progress

**Remember: Grades may reflect a child's progress in one subject, but habits reflect the foundation of their whole life. Together, as partners in education, we can help children grow into confident, empathetic, and skillful learners—prepared not just for academics, but for life.**

## **3. Experiential Learning through Kitchen Garden**

Our newly initiated Kitchen Garden allows children to plant seeds, care for plants, and watch them grow. These activities instill patience, responsibility, and a deeper appreciation for nature while connecting them to science and environmental care in a fun, practical way.

## **4. Assessments without Pressure**

In line with the NCF, assessments are designed to track progress and growth, not to judge or label children. There are no exams in early years; instead, continuous observations and feedback help teachers and parents understand a child's strengths and areas for improvement.

**"Education is not the learning of facts, but the training of the mind to think." — Albert Einstein**

## **Tips for Parents: Growing Minds, Not Just Grades**

- **Value Habits Over Marks** – Encourage honesty, punctuality, kindness, and responsibility. These shape a child's character more than a score ever can.
- **Appreciate Effort, Not Just Outcome** – Praise your child's hard work, persistence, and creativity, even if the result isn't perfect.
- **Make Learning Joyful** – Link studies to daily life—measuring ingredients in the kitchen, gardening, or storytelling—to help children learn naturally.
- **Model What You Teach** – Children learn more from what they see than what they hear. Show them by example—read, stay curious, and practice discipline.
- **Celebrate Individuality** – Every child grows at their own pace. Avoid comparisons; instead, focus on their unique strengths and talents.
- **Encourage Responsibility** – Involve children in small household tasks. These teach accountability, patience, and teamwork.



## FROM THE FACILITATOR'S DESK



**Ms. Srishti Behl**



**Ms. Kanika**

**"The nursery years are a world of firsts—first songs, first friendships, first moments of pride. And what a joy it is to witness these beginnings, where wonder fills the air and every day brings a new discovery."**

We see magic in the ordinary: a child finding courage to speak in front of the class, hands working hard to fit puzzle pieces together, or a smile breaking out after sharing a toy. These are not just activities—they are steps toward confidence, kindness, and joy. In our classroom, we celebrate individuality—every giggle, every attempt, every 'first' is honoured. With patience, love, and laughter, we walk hand in hand with the children as they discover who they are and all that they can be. We guide not just with lessons, but with love—with patience when they stumble, with encouragement when they try, and with joy when they succeed. Each child is unfolding at their own pace, and we feel privileged to witness their growth. In our space, children are free to explore, to laugh, to stumble, and to try again. Each one writes their own little story, and we are grateful to be part of those chapters filled with curiosity and warmth. Thank you for trusting us with these precious early memories. Together, we are shaping not just learners, but happy hearts.



# SHINING STARS



**NAME- SHRIHAN**  
**GRADE - NURSERY C**  
**MONTH -JULY**

Shrihan is a confident and hardworking boy. He actively engages in class discussions, displays creativity in his work, and always sets a positive example for his classmates.

**NAME-STUTHI MAHAJAN**  
**GRADE - NURSERY C**  
**MONTH -AUGUST**

Stuthi is a cheerful and enthusiastic girl. She always shows curiosity in learning new things. She always puts in her best efforts with a bright smile.



**NAME-LAKSHIKA**  
**GRADE - NURSERY C**  
**MONTH -SEPTEMBER**

Lakshika is an active and attentive girl. She participates eagerly in activities, excels in both oral and written work, and demonstrates excellent grasping power.





# CLASSROOM CHRONICLES

Let's

Go

## BACK TO SCHOOL BUZZ

SESSION 2025-26(1st JULY 2025)

*"After every pause comes a brighter new beginning."*

The Back to School Buzz session after the summer break was filled with energy, joy, and excitement. Children returned with bright smiles, wearing their self-designed T-shirts that reflected their creativity and individuality. They also enjoyed making colourful smileys, which added cheer to the classroom atmosphere. The activities encouraged self-expression, peer bonding, and a smooth transition back into the school routine. The day was marked by laughter, creativity, and a renewed enthusiasm for learning—making the start of the new term truly delightful.




Tavisha said, "I am so happy to come back to school and meet my friends again."

Adventure  
Begins →

Hitika said, "I feel excited to take pictures in front of the big WELCOME."







Jiyanshi said, "I feel  
happy holding the  
welcome back smiley!"



# BACK TO SCHOOL



Shaurya said, "My teacher  
gives me the welcome  
back smiley!"





# ORGANIZED BY BRAINIACS CLUB

## MATCHING SHAPES

### (7<sup>TH</sup> JULY 2025)

“Learning shapes is the first step towards building big ideas.”

The Brainiacs Activity was conducted to enhance children's observation and recognition skills through a fun-filled shape-matching task. Little learners eagerly identified and matched different shapes with their corresponding pictures. This engaging activity not only strengthened their cognitive and fine motor skills but also encouraged focus, concentration, and logical thinking. The bright smiles and excitement on their faces reflected the joy of hands-on learning.



Rishant said, "The circle shape reminds me of the big ladoo!"



Yashvi said, "The triangle shape is just like a slice of pizza!"





# GURU PURNIMA (10<sup>TH</sup> JULY 2025)

“A teacher plants the seeds of knowledge that grow forever.”

On the occasion of Guru Purnima, our little learners expressed their love and gratitude towards their teachers through a beautiful handprint activity. With colourful handprints, they created heartfelt artworks symbolising respect and thankfulness. The children also shared warm “thank you” gestures, making the day truly special. The celebration not only helped them understand the value of their teachers but also nurtured the spirit of respect, gratitude, and love.




Saatvik said, “I love putting my handprint with bright colours.”

## गुरुपूणिमा



Mayurakshi said to Kiaansh that “It is fun to make something special for our teachers.”





# YELLOW COLOUR DAY ( 31<sup>ST</sup> JULY 2025)

♥ "Yellow is the colour of happiness, positivity, and sunshine." ♥

The children celebrated Yellow Colour Day with great excitement and joy. They participated in a creative flower printing activity using tissue rolls, making beautiful yellow flowers that brightened up the classroom. Along with this, a fun Show and Tell Activity was also organized, where little ones confidently spoke about the yellow objects they had brought from home. The day was full of smiles, creativity, and learning, making it a truly memorable experience. 🌟



Riyansh said, "I feel like a big sunflower when I wear the headgear."





FAVORITE

Hrika said, "I bring a mango because it's sweet and yellow."



Abhi said, "I love holding the big yellow flower, it is shining like the sun."





Shrihan said, "Today is  
yellow colour day."



**"HIP HIP HURRAY!  
Happy Yellow Colour  
Day!"- Response by the  
students**







# RAKSHA BANDHAN 🌸

## (8<sup>TH</sup> AUGUST 2025)

"A bond of love and protection that strengthens with every thread." 💖

The festival of Raksha Bandhan was celebrated with great joy and enthusiasm. The day began with a beautiful storytelling session highlighting the significance of Raksha Bandhan and the bond of love and care between brothers and sisters. Children then created colourful handmade rakhis on paper for our brave soldiers, expressing their gratitude and respect. As part of a class activity, each child also designed and decorated their own rakhi with great excitement and creativity.

The celebration beautifully blended learning with festivity, nurturing values of love, respect, and togetherness among the little ones. 🌸 ✨



Saatvik said, "I like making my own rakhi in class. It is colorful and shiny."



"The story was so interesting! We learn that Raksha Bandhan is about love and protection."  
(Response by the students)



# Raksha Bandhan



# JANMASHTAMI MELA (11<sup>TH</sup> AUGUST 2025)

"The birth of Lord Krishna brings joy, love, and celebration." ✨

The birth of Lord Krishna brings joy, love, and celebration."The little ones celebrated Janmashtami Mela with great excitement. Dressed in vibrant traditional attire, children enjoyed fun activities like offering laddus to Krishna, solving picture puzzles, dancing, and a joyful photo shoot. The festive spirit, happy smiles, and colourful moments made the day truly memorable.



"We become little Krishnas and Radhas, and celebrated with joy!"  
-Response by the students



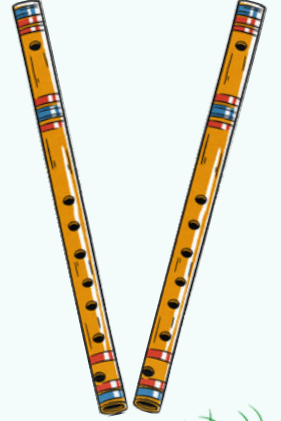
"We look so colorful and everyone is cheering for us!"  
-Response by the students







Anvi said, "It is fun to sing, dance, and play together for Janmashtami."



# श्री कृष्णा जन्माष्टमी



Yuvein said, "We join the puzzle pieces and slowly Krishna ji image appears before us!"





# INDEPENDENCE DAY

## (14<sup>TH</sup> AUGUST 2025)

"Freedom in the mind, strength in the words, pride in our souls." ✨

The festival of Independence Day was celebrated with great pride and enthusiasm. Children actively participated in the programme through patriotic dances and a skit, which beautifully portrayed the spirit of the day. Their vibrant performances filled the classroom with energy, excitement, and cheerfulness. The celebration provided an opportunity for the little ones to express themselves creatively and enjoy working together as a group. It was a fun and memorable day, nurturing teamwork, confidence, and joy among all the children. 🎵😊



Hadiya said, "I salute the flag and feel proud of my country."



Anvi said, "I love saying 'Jai Hind' loudly with my friends!"



Atharv said, "It is fun to dress up and celebrate India's freedom."







Sanaya said, "We wear tricolour clothes and look like little freedom fighters."



Naurya said, "I dress up as freedom fighters, salute proudly, and shouted Jai Hind!"



Hardik Rai said, "I feel like a real soldier when I saluted."



Happy Independence Day





# ORGANIZED BY GREEN CRUSADERS CLUB

## (4<sup>TH</sup> TO 18<sup>TH</sup> AUGUST 2025)



"Don't waste, just create – every little effort makes the Earth great." 

Our little Green Crusaders celebrated creativity and sustainability with great excitement. Children used waste materials like cardboard, bottle caps, and paper rolls to design a mini kitchen garden, exploring their imagination and artistic skills. Through this activity, the children learned about reusing, recycling, and growing greens, while enjoying hands-on fun. Their enthusiasm and teamwork made the classroom lively and colourful, and the little ones took pride in creating their own garden models. The celebration beautifully blended learning with creativity, nurturing values of environmental awareness, responsibility, and collaboration among the children.  



Vihan said, "We make a mini garden from waste things. It looks so pretty!"

Ruhi -said, "I like using bottle caps and cardboard to create flowers."



### Mini kitchen garden



# GREEN COLOUR DAY & NATURE WALK

## (21<sup>ST</sup> AUGUST 2025)

“Green is the prime colour of the world, and from it springs life.” 

On Green Colour Day, the children went for a joyful Nature Walk and explored the Nature Wall, identifying different green objects around them. The green-themed setup and hands-on exploration made learning fun and interactive, while the little ones excitedly observed leaves, plants, and other green items around them. The activity encouraged curiosity, observation skills, and a deeper appreciation for nature and the environment. The celebration beautifully blended learning with outdoor activity, nurturing values of awareness, care, and love for nature among the children.



Sehaj said, “We sit under the tall trees and feel the cool breeze. It is fun to rest and talk with friends while listening to the birds chirping.”



Prithiv said “My friends and I have so much fun finding different shades of green!”



Diksha said, “We walk together looking at flowers, trees, and little insects. It feel like an exciting adventure!”






Charvi said, "We love touching and seeing the leaves and seeing how soft and fresh they felt."



'We are so excited when our teacher has shown us different green things.'  
-Response by the students



Trisha said. "We walk in the garden, spotting butterflies, flowers, and tiny bugs. It feel like going on a nature treasure hunt!"





# GANESH CHATURTHI 🌸

## (27<sup>TH</sup> AUGUST 2025)

Ganpati Bappa Morya – the remover of obstacles and the harbinger of joy.”


Ganesh Chaturthi was celebrated with great devotion and excitement. The children participated wholeheartedly through rhymes, skits, and dances, which beautifully showcased the festive spirit of Ganesh Chaturthi. As part of the craft activity, the little ones joyfully created modaks, exploring their creativity and enjoying hands-on learning. Their enthusiasm and teamwork made the classroom lively and cheerful. The celebration beautifully blended tradition, talent, and fun, filling the environment with positivity, festivity, and happiness. 🌸🙏



Stuthi said, "I make a modak with my own hands. Ganpati Bappa will love it!"








Khushi said, "I like making modaks. They look real and makes me smile."

# गणेश चतुर्थी



Lakshika said, "Folding the paper was tricky, but my friend help me. We did it together!"





# TEACHERS' DAY (4<sup>TH</sup> SEPTEMBER 2025)

"A teacher takes a hand, opens a mind, and touches a heart." ✨

Teachers' Day was celebrated with great enthusiasm. Children actively participated in dance performances and also presented a special replica act with their teachers, showcasing love, respect, and gratitude. As a gesture of thanks, the little ones also created a beautiful handprint collage, where each colourful handprint symbolised their heartfelt gratitude towards teachers. The event was filled with joy, admiration, and heartfelt moments that made the celebration truly memorable. 🌸❤️



"We feel so proud standing  
with our teachers!"  
-Response by the students



Avika said, "Our teachers  
smile makes us so  
happy!"







Abhi said, "I feel so happy dressing up like my teacher today!"



Stuthi said, "Today, I get to be my teacher's little twin! It is so much fun to celebrate Teacher's Day and make my teacher smile."



Happy  
**TEACHER'S  
DAY**



# ORGANIZED BY TECH TITANS CLUB

## (9<sup>TH</sup> SEPTEMBER 2025)

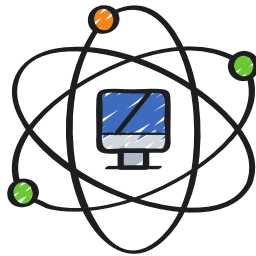
**"Technology is best learned through creativity and exploration." ✨**

The children participated enthusiastically in the Tech Talk activity, where they designed a complete computer model using clay. Each little hand carefully crafted the monitor, keyboard, mouse, CPU, and speakers, enjoying every step of the process. The activity not only encouraged creativity and observation but also helped the children learn about the basic components of a computer in a fun, interactive, and hands-on way. ✨



**"We are so excited to build a computer. We feel like an engineer."  
-Response by the students**

**Charvi said, "We make a computer using clay! It is so exciting to create the monitor, keyboard, and mouse with our own hands."**



# STUDENT-LED PARENT CONFERENCE

## (26<sup>TH</sup> & 27<sup>TH</sup> SEPTEMBER 2025)

**"When children take the lead in their learning, they discover not only knowledge but also confidence."**

The children actively participated in the Student-Led Parent Conference, sharing their learning journeys with enthusiasm and confidence. Each child took pride in explaining their work, describing the activities they enjoyed, and demonstrating the skills they developed over the term. To make the event more special, the children had also prepared handmade invitations for their parents, which added a personal and thoughtful touch to the conference. The conference not only provided an opportunity for children to showcase their achievements but also strengthened their communication skills, self-expression, and confidence. Parents appreciated the interactive sessions, witnessing firsthand how their children engage with learning in a fun, reflective, and hands-on way.



Shrihan said, "My friends and I are working together to make the invitations for our parents."



Riyansh said, "I am making an invitation for my parents because I want them to know how special the program is."



Kiaansh said, "I am making a special invitation for my dad."

**“Before the scene”**





Prithvi said, " This is my favourite activity. I did it all by myself."



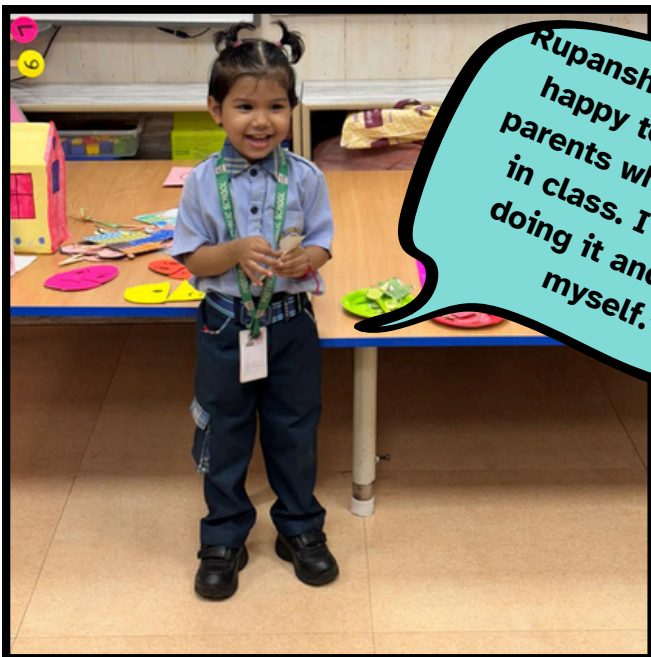
Riyansh said, "I like telling my parents about the good manners and the bad manner."




Ruhi said, "I like telling about colours to my parents. They enjoyed my activity."



Seerat said, "I am explaining about the different rooms in our home."



Rupanshi said, " I am happy to show my parents what I learnt in class. I enjoyed doing it and did it myself."



Saatvik said, "I am happy to show my favourite objects to my parents."



# DUSSEHRA, GANDHI JAYANTI & SHASTRI JAYANTI (29<sup>TH</sup> SEPTEMBER 2025)

“Festivals are the time when children shine, express, and celebrate learning through joy and creativity.”

The children joyfully participated in the combined Dussehra and Gandhi Jayanti Celebration, bringing energy and excitement to the event. They performed vibrant dances, enacted an engaging skit, and enjoyed playing Dandiya with their friends. As part of a creative craft activity, each child made their own colorful Dandiya sticks, proudly using them during the dance. Alongside, the children learned about the life and teachings of Mahatma Gandhi. They expressed their understanding through short performances, songs, and activities that highlighted peace, truth, and kindness. The celebration not only allowed the children to explore and enjoy cultural traditions but also helped them develop coordination, teamwork, creativity, and awareness about important values in a fun and interactive way. Parents appreciated witnessing their children actively participating and enjoying every moment of the festivities. 🌟



Lakshika said, “I make colourful dandiya sticks.”



Daksh said, “I use colourful tape to decorate my dandiya stick.”




Stuthi said, “We rolled the paper and the dandiya stick is ready.”



Anvi said, “I feel happy to make dandiya with my ma'am.”





# दशहरा



# Stay Tuned

CONNECT WITH US



[www.motherdivineschool.com](http://www.motherdivineschool.com)



<https://www.facebook.com/mdpschool>

<https://www.instagram.com/motherdivinepublicschools/>